

# Wireless Adapter Installation Instructions

Installing the wireless adapter on SonoSite X-Porte .....	2
To install on a system in kiosk mode .....	2
To install on a system in desktop mode .....	2
Installing the wireless adapter on SonoSite Edge .....	2
Installing the wireless adapter on SonoSite Edge II .....	3
Installing the wireless adapter on SonoSite S Series .....	3
Installing the wireless adapter on SonoSite SII .....	3
Installing the wireless adapter on SonoSite M-Turbo .....	4
Finding the MAC address of the wireless adapter .....	4
To find the MAC address on X-Porte .....	4
To find the MAC address on all other systems .....	4

## Contents

Wireless adapter (1)



### Caution

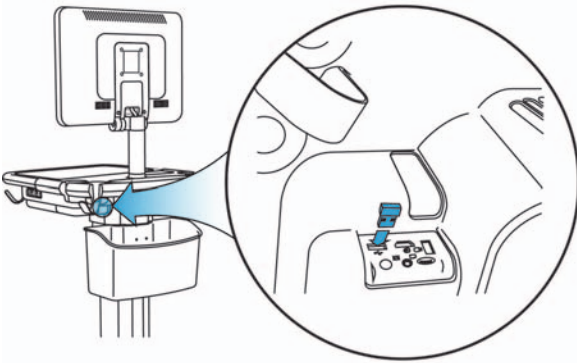
- To avoid damaging the system:
- ▶ Use only peripherals recommended by FUJIFILM SonoSite with the ultrasound system.
  - ▶ Turn off the system power before inserting the wireless adapter.
  - ▶ When using the SonoSite X-Porte in desktop mode, remove the wireless adapter before returning the system to kiosk mode.

# Installing the wireless adapter on SonoSite X-Porte

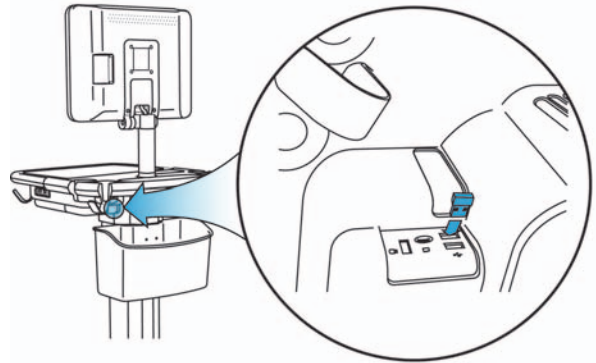
## To install on a system in kiosk mode

Plug the wireless adapter into the USB port on the back of the SonoSite X-Porte system beneath the Power button. Choose the diagram below that best fits your SonoSite X-Porte configuration:

### CONFIGURATION 1

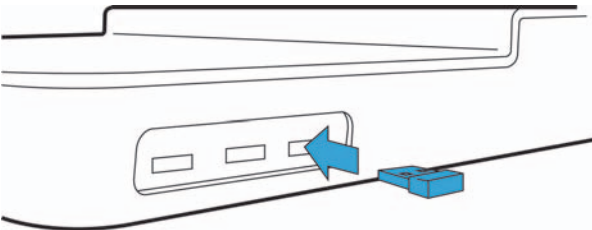


### CONFIGURATION 2



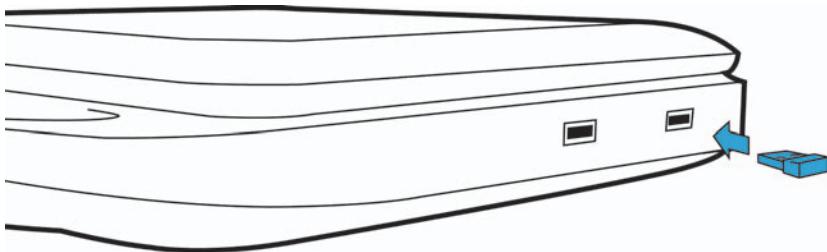
## To install on a system in desktop mode

On the right side of the system, plug the wireless adapter into the rearmost of the three USB ports.



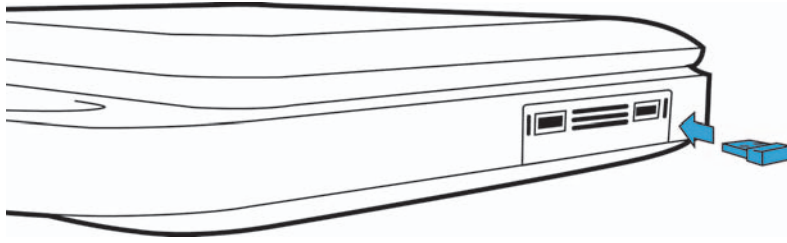
# Installing the wireless adapter on SonoSite Edge

Install the wireless adapter in a USB port on the right side of the system.




## Installing the wireless adapter on SonoSite Edge II

Install the wireless adapter in a USB port on the right side of the system.



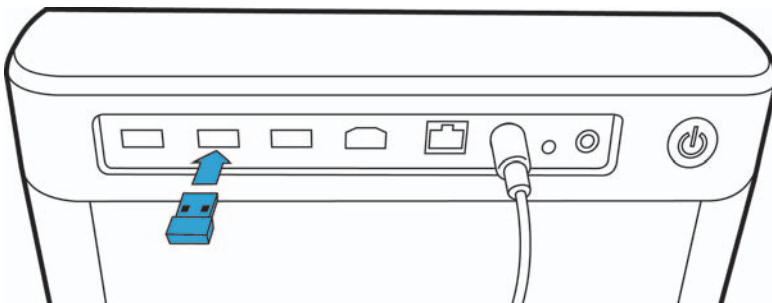
## Installing the wireless adapter on SonoSite S Series

Install the wireless adapter in a USB port on the upper right side of the system.



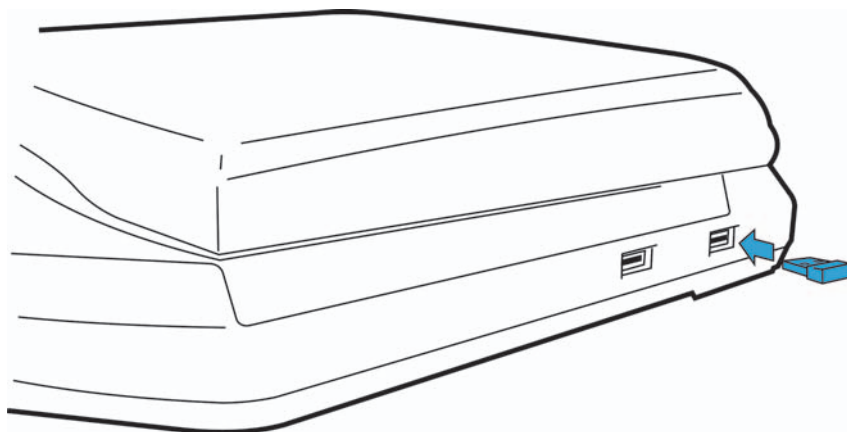
## Installing the wireless adapter on SonoSite SII

Install the wireless adapter in a USB port on the upper back of the system.



## Installing the wireless adapter on SonoSite M-Turbo

Install the wireless adapter in a USB port on the right side of the system.



## Finding the MAC address of the wireless adapter

### To find the MAC address on X-Porte

- 1 Tap **MORE**, and then tap **System Settings**.
- 2 Tap **Connectivity** in the list on the left.
- 3 On the **Connectivity** setup page, tap **DICOM Setup**.
- 4 Tap **Config**, and tap **Location**.
- 5 Tap an already configured location, or tap **New**.
- 6 Do one of the following:
  - a If the **Wireless** check box is already checked, proceed to Step 7.
  - b If the **Wireless** check box is unchecked, select it to check the box. Click **Done** then **Restart** to save and restart the system. After the system restarts, tap **More** then **System Settings**.
- 7 Tap **Network Status** in the list on the left.  
The MAC address for the wireless adapter is listed under **Wireless MAC Address**.

### To find the MAC address on all other systems

- 1 Press the **Settings/Setup** key.
- 2 Tap **Connectivity**.
- 3 Do one of the following:
  - a If **Transfer Mode** is set to **DICOM**, proceed to Step 4.
  - b If **Transfer mode** is not set to **DICOM**, select **DICOM**, and press **Yes** to restart the system. After the system restarts, press **Setup/Settings**.
- 4 Select **Network Status** in the list on the left.  
The MAC address for the wireless adapter is listed under **Wireless MAC Address**.



**Manufacturer**

**FUJIFILM SonoSite, Inc.**

21919 30th Drive SE  
Bothell, WA 98021  
USA  
T: 1-888-482-9449 or 1-425-951-1200  
F: 1-425-951-1201

**EC Authorized Representative**

**Emergo Europe**

Molenstraat 15  
2513 BH, The Hague  
The Netherlands

**Australia Sponsor**

**FUJIFILM SonoSite Australasia Pty Ltd**

114 Old Pittwater Road  
BROOKVALE, NSW 2100  
Australia

SonoSite X-Porte, SonoSite Edge, SonoSite Edge II, SonoSite S Series, SonoSite SII, SonoSite M-Turbo, SonoSite, and the SonoSite logo are registered and unregistered trademarks of FUJIFILM SonoSite, Inc. in various jurisdictions.

All other trademarks are the property of their respective owners.

Publication Date: July 2017

Copyright © 2017 FUJIFILM SonoSite, Inc. All Rights reserved.



P22661-04

